


Membership: By the Numbers

Size of Bakeries Represented

1 - 999 Employees




BREAKDOWN



1,000 - 99,999 Employees



100,000 + Employees



*Data assembled using ZoomInfo and Dun & Bradstreet

Region



Midwest - 44.85%



Northeast - 17.73%



Southeast - 14.53%



Southwest - 5.26%



Pacific - 6.86%



Rocky Mountain - 2.97%

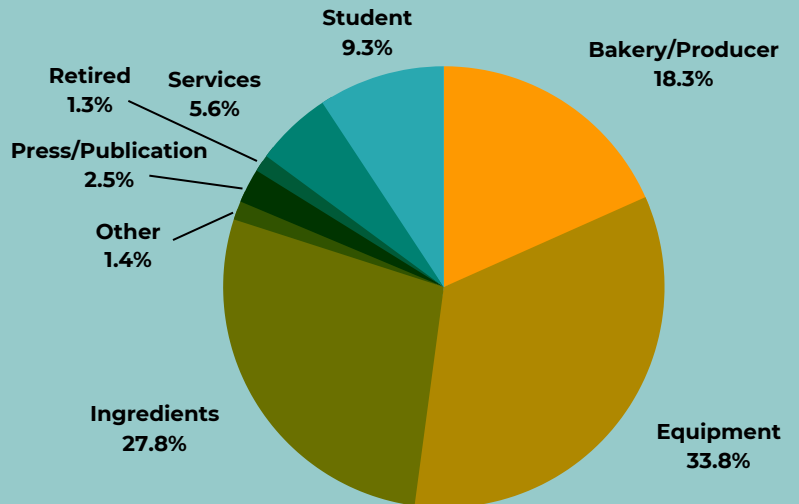


International - 7.78%

ASB has members in 17 different countries



Market Segment



Area of Responsibility

